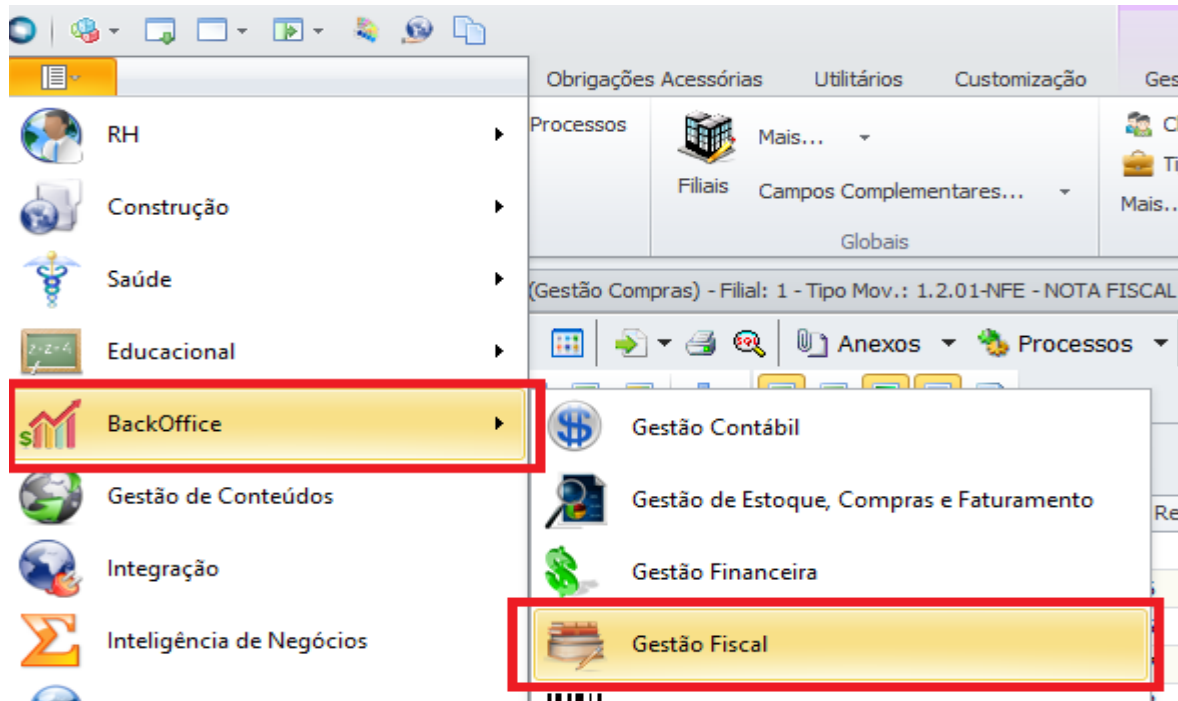
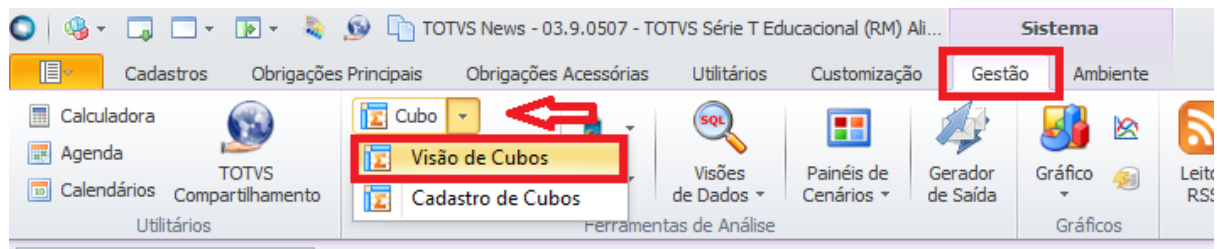


RELATÓRIO - NOTAS FISCAIS DE SAÍDA EDUCACIONAL

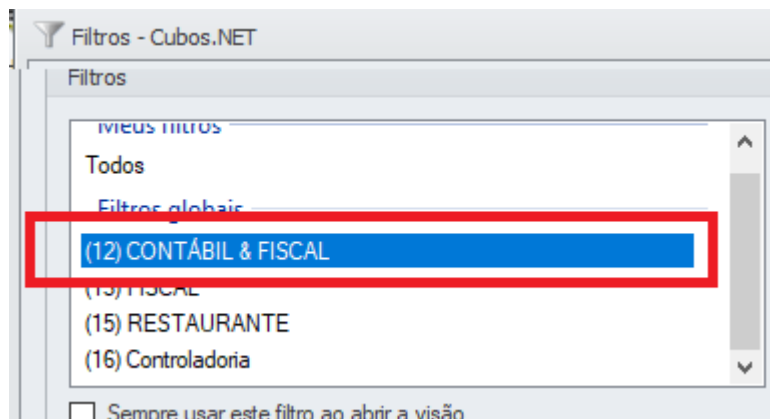
1-Acessar a ficha de produto no menu “Gestão Fiscal”.



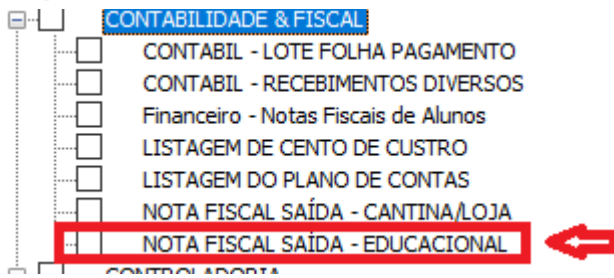
Acessar a opção “Gestão” e “Visão de Cubos”



Escolha o filtro abaixo:



Duplo-Click em “NOTA FISCAL SAÍDA - EDUCACIONAL”



Coluna “Nota Gerada (Sim ou Não)”

A screenshot of a software interface showing a table with columns for 'NF. NÚM...', 'NF. DT. ENVIO', 'NF. SÉRIE', 'IDLAN', 'VALORFINAL', 'NOTAGER...', 'CHAVEACÉSSO', and 'COMPROVANTE'. The 'NOTAGER...' column is highlighted with a red box. The table contains several rows of data, all with 'SIM' in the 'NOTAGER...' column.

NF. NÚM...	NF. DT. ENVIO	NF. SÉRIE	IDLAN	VALORFINAL	NOTAGER...	CHAVEACÉSSO	COMPROVANTE
69412	14/11/2021 15:17:37	1	35738	3500	SIM	132111862183000010065001000	https://sistemas.sefa
69411	14/11/2021 15:17:36	1	41516	3500	SIM	132111862183000010065001000	https://sistemas.sefa
69410	14/11/2021 15:17:36	1	41504	3500	SIM	1321101862183000010065001000	https://sistemas.sefa
69409	14/11/2021 15:17:36	1	42410	3500	SIM	1321101862183000010065001000	https://sistemas.sefa
69408	14/11/2021 15:17:36	1	36061	3500	SIM	1321101862183000010065001000	https://sistemas.sefa
69407	14/11/2021 15:17:36	1	35477	3500	SIM		
69406	14/11/2021 15:17:36	1	35306	3500	SIM		
69405	14/11/2021 15:17:36	1	35801	3500	SIM		